



### District Report Card: 2017


<b>State:</b> Tamil Nadu	<b>District:</b> Pudukkottai
<b>Class:</b> 5	<b>Subject:</b> Language
<b>Schools:</b> 61	<b>Students:</b> 969


### Participation/Coverage


#### Students

 GENDER	Boys		Girls	
	Number	%	Number	%
	488	50.36	481	49.64

 AREA	Rural		Urban	
	Number	%	Number	%
	844	87.10	125	12.90

 CATEGORY	SC		ST		OBC		GEN	
	Number	%	Number	%	Number	%	Number	%
	235	24.25	0	0.00	725	74.82	9	0.93

 CWSN	LD	VI	HI	S&LD	ID	Oth
	1	1	0	1	2	0

 Management	Government		Government-aided	
	Number	%	Number	%
	792	81.73	177	18.27

### Average Performance of Students in Language (%)

Overall	Gender		Area		Management		Social Group			
	Male	Female	Rural	Urban	Govt.	Aided	SC	ST	OBC	GEN
58.95	59.26	58.64	59.64	54.35	59.88	54.80	55.97	0.00	59.72	74.81

## Performance on Learning Outcomes (LOs)

Learning Outcomes	Description	Average Performance(%)
L504	Reads and comprehends independently storybooks, news items/ headlines, advertisements etc.	61.40
L508	Reads text with comprehension, locates details and sequence of events	57.73

Range of Performance of Students who Answered Correctly							
Below 30%		30% - 50%		50% - 75%		Above 75%	
Number	%	Number	%	Number	%	Number	%
89	9.18	240	24.77	416	42.93	224	23.12

## Lowest Performing Learning Outcomes (LOs)

- 1 - Reads text with comprehension, locates details and sequence of events (57.73)
- 2 - Reads and comprehends independently storybooks, news items/ headlines, advertisements etc. (61.40)